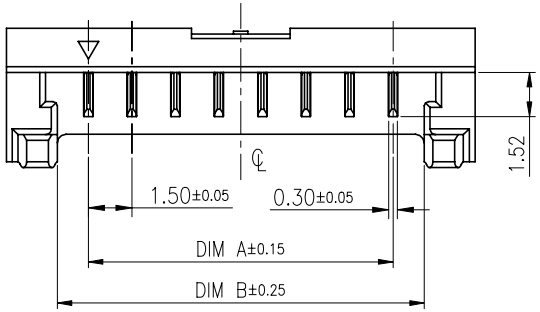

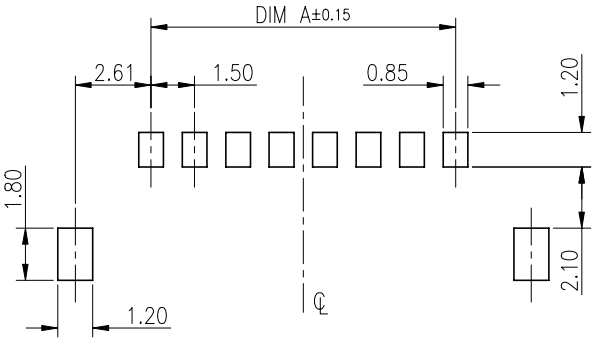

RECOMMENDED P.C.B. LAYOUT
TOLERENCE ±0.05 mm

NOTES:
1. MATERIAL:
   1.1 HOUSING: THERMOPLASTIC, HIGH TEMP.,UL94V-0.
   1.2 CONTACT: COPPER ALLOY.
   1.3 HOOK: COPPER ALLOY.
2. FINISH:
   2.1 CONTACT & SOLDER:
   50~100u" NICKEL UNDERPLATING OVERALL.
   GOLD FLASH ON CONTACT AND SOLDER.
   2.2 HOOK:
   50~100u" NICKEL UNDER PLATING OVER ALL
   50~150u" MATT TIN PLATING OVER ALL
3. REFLOW SOLDER CAPABLE TO 260°C
   PER ACES SPEC.
4. SPEC.PLS REFER TO PS-51236-XXXXX-XXX
5. PACKAGE PLS REFER TO 51236-XXXXX-XX-TRP
6. PART NUMBER

51236-XXX X X-XXX

CKTS

PACKING
7:TAPE & REEL WITH COVER
O:TAPE&REEL

PLATING
1: GOLD FLASH(LEAD FREE)

XXX	Housing Color
001	Black

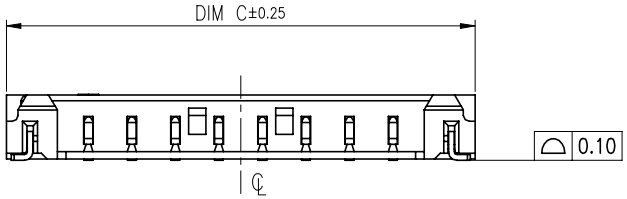

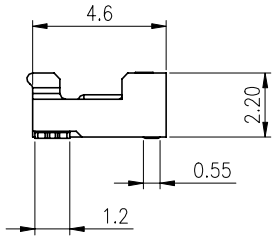

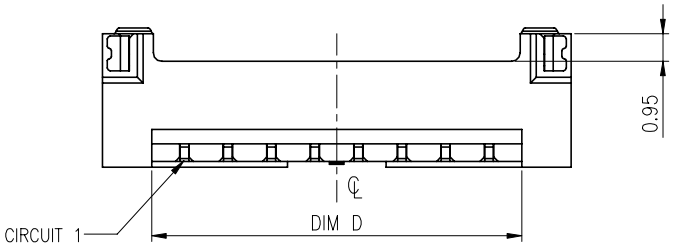

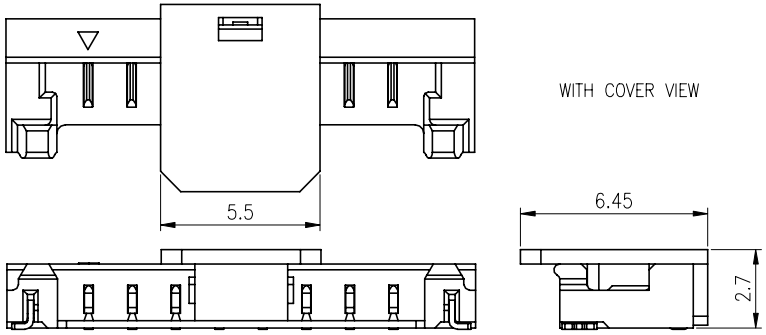

CKT	DIM A	DIM B	DIM C	DIM D
006	7.50	9.65	13.15	9.75
008	10.50	12.65	16.15	12.75

一般公差
TOLERANCES
X. ±0.5 .XX ±0.15
.X ±0.25 .XXX ±0.1
ANGLES ±2°

宏致電子股份有限公司
Aces Electronics Co.,Ltd.

檢驗尺寸標示
SYMBOLS (C) (M) INDICATE CLASSIFICATION DIMENSION
(C) MARK IS CRITICAL DIM.
(M) MARK IS MAJOR DIM.

品名 (TITLE)
1.5mm WTB WAFER CONN.
SMT R/A TYPE

製圖 (DR) 14'/07/08 Wan.Bo
審核 (CHKD)
核准 (APPD) Brave

圖號 (DWG.NO)
51236-XXXXX-XXX

表面處理 (FINISH)

比例 (SCALE) 1:1
單位 (UNITS) mm
張數 (SHEET) 1 OF 1
SIZE A4
REV B